




Kindergarten Summer Reading Homework



Comprehension & Craft Activity:

1. Watch the Video:


Enjoy the ["Keisha Ann Can!" read-aloud video](#).

2. Discussion:

Talk about the different things Keisha Ann can do. Compare these to the things you can do. Discuss with a family member or friend.

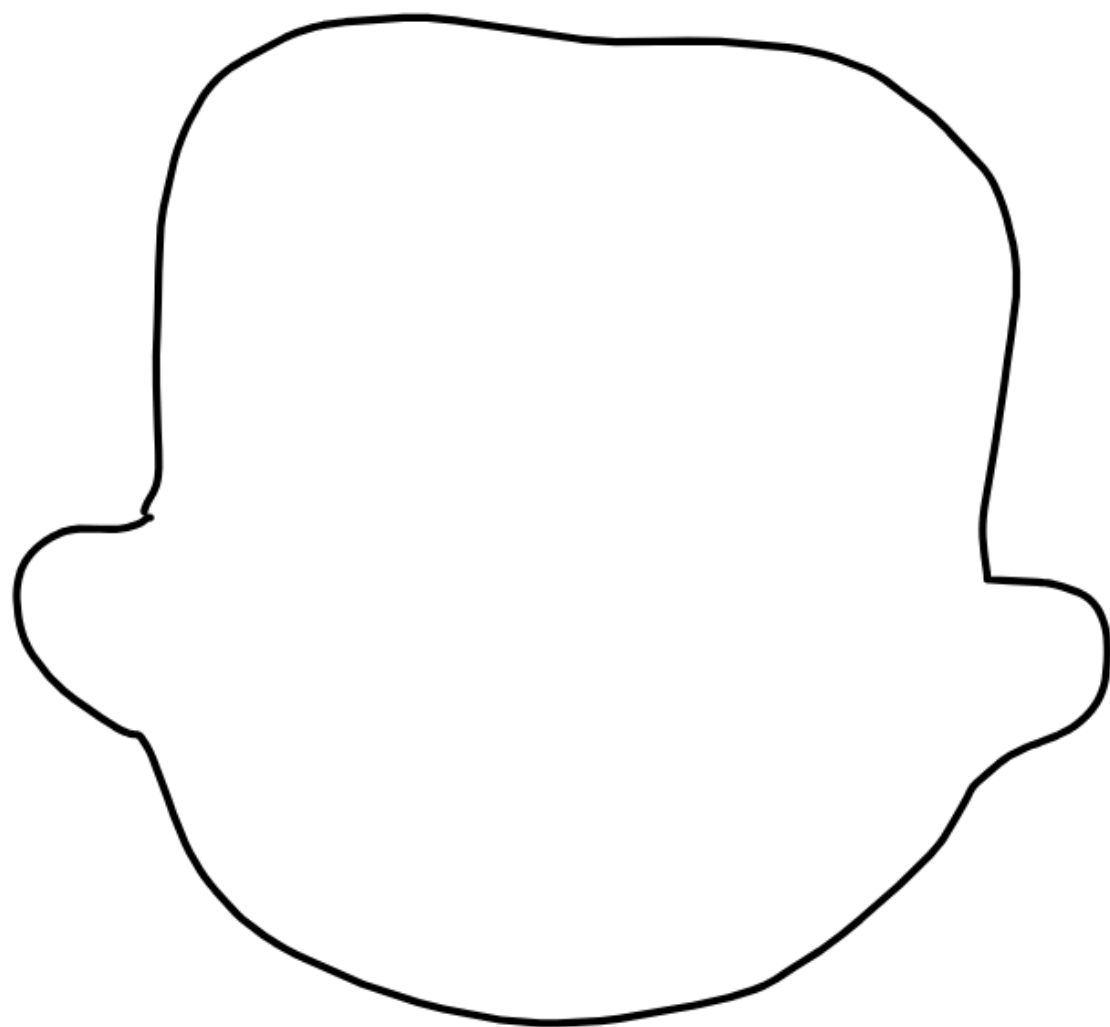
3. Craft Activity:

- *Cut and Sort Action Words:* Use cut-out action words like **build, paint, share, clean up** and sort them.
- *Assemble Keisha Ann Figure:* Use the provided template to create your own Keisha Ann figure.
- *Write or Draw:* Use the template to express things that Keisha Ann can do versus what you can do. Draw pictures or write simple sentences.




Print on brown Keisha Ann Head

© Emily Barnes © Emily Education



Print on black- hair

© Emily Barnes © Emily Education




Print on white
Keisha Ann
Teeth/Smile




Keisha Ann
can...

-----can...





build blocks



wait in line



count



clean up



paint



jump




learn



share



build blocks



wait in line



count



clean up



paint



jump



learn



share

Foundational Skills:

RGR Home Connection Website

INSTRUCTIONAL VOCABULARY

Introducing your child to instructional words (also called Functional Vocabulary) that we use when we are teaching your child new ideas and concepts, including words like:

- beginning, middle, end
- first, next, last
- whole and part
- above and below
- same and different
- sort

SOUNDS IN WORDS Phonological and Phonemic Awareness

Introducing your child to sounds in words, starting with big parts and moving to smaller parts. Below are some of the sound skills your child will learn during these engaging activities:

- Being able to orally blend two spoken word parts together to make a new word
 - Two word parts: tooth+brush = toothbrush
 - Two syllables together: ta+ble = table
 - One small part and a bigger part: b+all = ball
 - Two or three single sounds together: a+t = at, or c+a+t = cat

This skill of hearing and blending sounds together helps your child notice all the tiniest parts of a word so we can then teach them the letters that spell those small parts. Example: /ā/ is spelled by the "letter a" and is the first sound in the word apple."

PRINT CONCEPTS

Introducing your child to:

- holding a book properly
- turning pages in a book
- the idea of reading left to right
- identifying the names of the capital letters and lowercase letters
- understanding spaces between written words
- differentiating between letters, words, and sentences
- understanding the idea of punctuation in print

LETTERS AND THEIR SOUNDS Alphabetic Principle

Introducing your child to the idea that the sounds we hear in words are spelled with letters that have names.

Kindergarten Countdown Home Support

Kindergarten Countdown Heart Words

Practice reading and writing these words to get ready for Kindergarten!

Kindergarten High-Frequency Words

the, in, my

a, is, for

I, am, here

and, at, go

it, like, be

to, not, can

you, are, do

did, too, will

with, all, me

was, no, so

say, now, have

said, come, down

they, that, this

ate, our, who

where, what, must

we, he, she

but, want, there

saw, own, please


make, good, new

out, one, two

Kindergarten Countdown Home Activities

Tips for Parents and Guardians

- Encourage daily reading habits by setting aside a special reading time each day.
- Ask open-ended questions about the stories to enhance comprehension.
- Celebrate your child's progress and achievements throughout the summer.



READING STRATEGIES

When you're reading with your child at home, here are some effective strategies to help them:

1. Start at the left-hand side of the book and page.
2. If they come to an unknown word, encourage them to sound out each letter.
3. Then, blend the sounds together to make the word.
4. When they come to a multisyllabic word, encourage them to:
 - a. Break the words into syllables
 - b. Separate the base word from the prefix and suffix (if needed)
 - c. Check for understanding

JULY READING CHALLENGE

Color one picture for every book you read this month!



AUGUST READING CHALLENGE

Color one picture for every book you read this month!

